

BAVARIA 37 CRUISER

*I*T'S MAKING QUITE A SPLASH
IN THE MID 30 CATEGORY.



BAVARIA YACHTS

BAVARIA 37 CRUISER

The 37 Cruiser incorporates all the refinements that will make this yacht a head turner in the mid 30 foot category. Below decks, the 37's lighter colored mahogany interior, fixed hull ports, large deck skylights and a more open layout will be sure to appeal to the most discriminating owner.

Leave the marina and the Bavaria 37 Cruiser instantly shows the active sailor that this is where she truly belongs. Fast and responsive while retaining a sea kindly motion the 37 is a comfortable cruiser for any conditions.



- Rich, new lighter colored mahogany interior finish featuring ample width solid wood cabin doors



- Large head with easy-care surfaces



- Solid mahogany fold-down table with luxurious settee seating



- Stainless steel bow fitting with anchor roller and chafe guard



- Two or three cabin layout with double berths and extensive enclosed storage

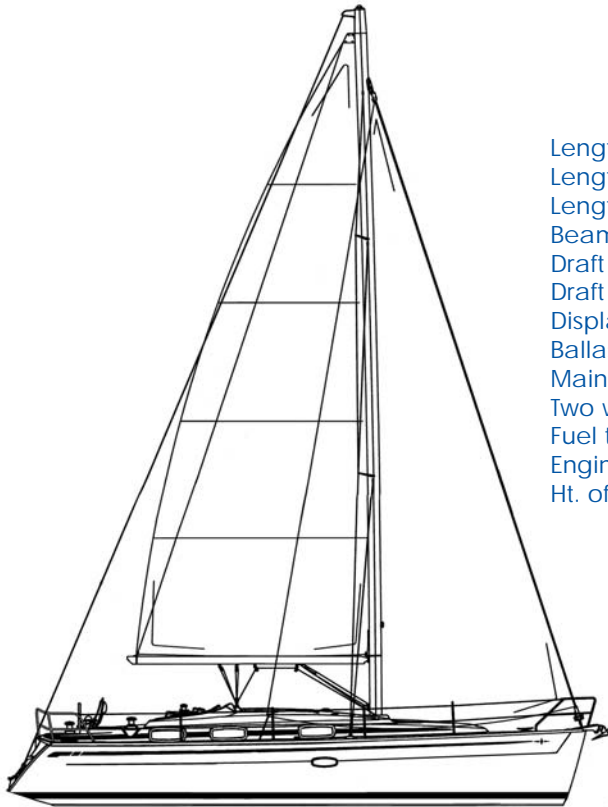


- Easily managed cockpit layout with two large seat lockers and removable helmsman's seat.

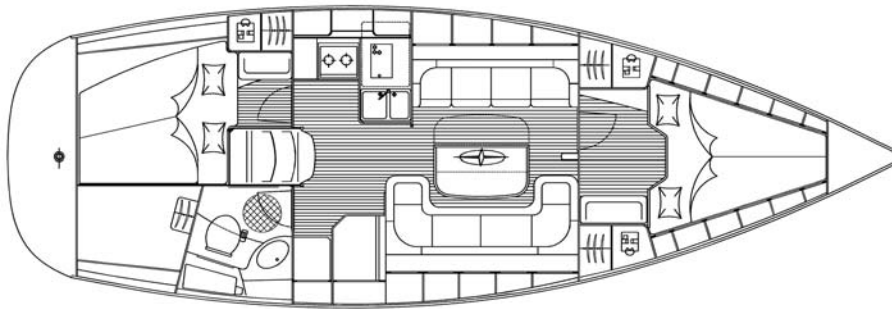


BAVARIA YACHTS

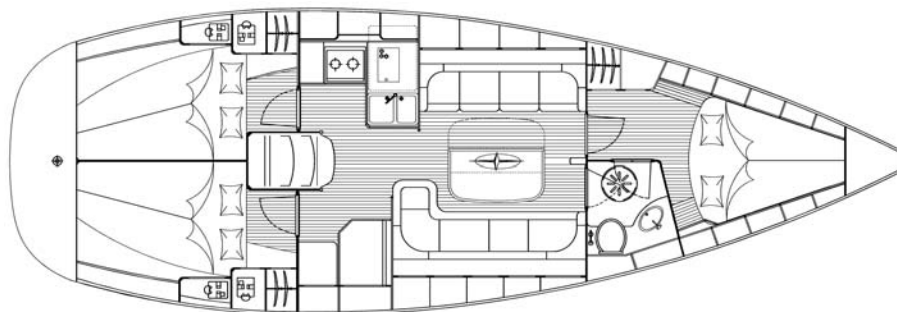
BAVARIA 37 CRUISER



Length overall	37'3"
Length hull	36'9"
Length waterline	32'3"
Beam	12'6"
Draft standard	5'3"
Draft (deep option)	6'5"
Displacement	15,180 lbs. (appx.)
Ballast	4,400 lbs. (appx.)
Main sail & genoa	730 sq. ft. (appx.)
Two water tanks	95 gal. (appx.)
Fuel tank	40 gal. (appx.)
Engine	Volvo Penta D2-40, 40 hp
Ht. of mast above waterline	51 ft.



Two Cabin layout



Three Cabin layout

BAVARIA 37 CRUISER

37 CRUISER STANDARD FITTINGS AND EQUIPMENT

Hull & Deck

Hand-laid fiberglass, solid below the waterline
Kevlar reinforced bow sections
Side deck and coach roof with non-skid
Teak cockpit seats and sole
Stainless steel bow pulpit
Stainless steel double pushpit
Double lifelines
Rail opening port and starboard
Stainless steel bow fitting with anchor roller and chafe guard
Four aluminum mooring cleats
Two aluminum spring line cleats
Two self-tailing halyard winches
Two self-tailing genoa winches, two speed
Winch handle
Sheets and halyards led to the cockpit
Rutgerson line clutches
Self-draining anchor locker
Two large seat lockers in cockpit
Self-draining propane locker
Cockpit shower (hot and cold)
Stainless steel boarding ladder
Deck vent
Electric bilge pump
Manual bilge pump
Cockpit table with stowage
[Teak decks optional](#)

Sails & Rigging

Double spreader Selden mast
Headsail designed for furling system
Choice of conventional, furling or fully battened main-sail
Furlex furling system for headsail
Selden adjustable boom vang

Ballast

Modern profile cast iron keel

Rudder

Steering pedestal with single lever engine control
Streamlined balanced rudder
Rudder stock with self-adjusting bearings
Emergency tiller
Steering wheel with leather cover

Electrical System

12 V panel with circuit breakers & outlet
110 V shore supply
110 V outlets
Voltmeter
Ampmeter

Navigation lights

Deck lights

Batteries: 1 x 55 Ah engine

1 x 140 Ah house

45 Ah battery charger

Interior

Varnished mahogany interior
Two or three cabins with double berths
Salon with settee and large mahogany table
Stowage space and lockers
Chart table with large compartment for nautical charts and navigation instruments
Chart table seat with stowage
Bookshelf
Gimbaled two burner propane stove with oven
Icebox with 12 V refrigeration unit
Stainless steel sink
Galley stowage
Waste container with lid
Three fire extinguishers
Head with easy-care surfaces
Shower with sump pump
Manual toilet
Holding tank with deck pump-out and overboard discharge
Six opening hatches with roller blinds
Six opening ports with curtains
Two non-opening skylights in main salon
Two non-opening hull ports

Fresh Water Supply

Two water tanks (appx. 95 gal.)
Water level indicator
Electric pressure water pump with pump filter
Pressure hot water system

Instruments

Raymarine ST 60 Tridata, (log, speedometer and depth)
Raymarine ST 60 Wind Gauge
Pedestal mounted compass

Engine

Volvo Penta D2-40, 40 hp with sail drive
Sound-insulated engine compartment
Fresh water cooling
Operating hours meter
Tachometer
Fuel tank (appx. 40 gal.)
Fuel level indicator
Fuel filter
Sea water filter

Due to continued efforts to upgrade product, equipment, specifications and prices are subject to change without notice at any time.