


B E N E T E A U 4 2 3



Endless Possibilities.





BENETEAU 423



Welcome To The Newest Beneteau Family Performance Cruiser.

Rarely does the appearance of a new model create as much excitement as this one. Following in the footsteps of the successful Beneteau 473, the Beneteau 423 has been enamoring sailors from coast to coast. Designed by the famous Groupe Finot, naval architects with more production yachts afloat than any other design firm, the Beneteau 423 has both brawn and beauty. She is built to sail confidently in any sea, yet lacks nothing in comfort or beauty.

Below decks, she is all Beneteau with incredible detail to quality woodwork and liveaboard comfort. Above, she touts the finest in marine hardware, innovative features, and a design that makes single or double handed sailing a breeze. And only Beneteau, the world's largest manufacturer of sailboats, could create such an impressive performance cruiser at such an unbelievable value.

B E N E T E A U 4 2 3





Below Decks, She's All Beneteau. And More.

This is a yacht built with her owners' comfort in mind. She may be all strength and performance above, but below decks, she's all light and beauty. Down the companionway steps, you'll discover an imaginative interior design that will delight the most demanding cruising sailor. The hallmark Beneteau joinery work beautifully frames a layout that boasts more storage and light than we've ever produced in a sailboat of this size.

In the forward master cabin, there's a comfortable centerline berth with owner's mattress and sitting area. A private master head features a true stall shower. In the salon, entertaining at the dock or cruising with style is carefree with her classic layout and abundant storage. The L-shaped galley features a 3-burner stove, front loading refrigerator with separate freezer, and ample room to provision for long bluewater cruises or stocking up for a great dockside party.

B E N E T E A U 4 2 3

Some features shown are dealer installed options.





Confidence No Matter What The Winds May Bring.

The Beneteau 423 represents the best that a century of boatbuilding can deliver. Designed to venture into various sailing conditions, she is built to CE Offshore A Category standards. Her hull is hand-laid solid GRP with a GRP structural grid. Her hull to deck joint and hull construction follow the Beneteau tradition of designed strength. In fact, Beneteau sailboats have logged over five million miles without a single recorded structural hull failure.

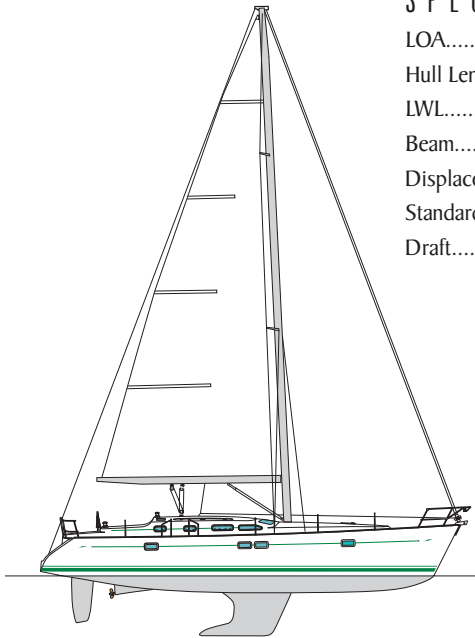
On deck, there's top notch Lewmar® hardware and a cockpit designed for easy handling by one or two people. Her sails are performance cut Neil Pryde® roller furling or classic rigs. She also features more volume, larger fuel tanks, and a new generation of quiet, high torque/low RPM Volvo® auxiliary diesel engine. Discover the possibilities. See your Beneteau Dealer or take a virtual tour at www.beneteauusa.com.

B E N E T E A U 4 2 3

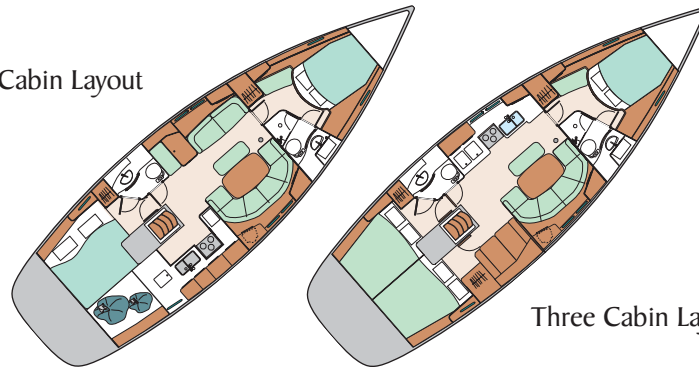
BENETEAU 423

SPECIFICATIONS

LOA.....	43'2"	Ballast.....	(standard) 5,836 lbs..(optional) 5,569 lbs.
Hull Length.....	41'8"	Fuel Capacity.....	53 gal.
LWL.....	38'7"	Water.....	154 gal.
Beam.....	12'11"	Construction.....	Marion, South Carolina, USA
Displacement.....	19,797 lbs. (approx)	Hull Design:	Groupe Finot
Standard Sail Area.....	881 sq. ft.		
Draft.....	(standard) 5'7"...(optional) 4'9"		



Two Cabin Layout



Three Cabin Layout

